


CARACTERISTICAS / FEATURES

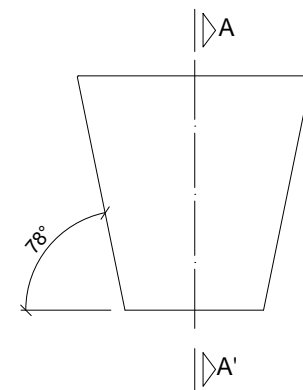
Material SMC
Acabado liso
Dimensiones l. 50, a. 50, h. 50 cm.
Color ver carta de colores
Fijación simplemente apoyado
Peso / Capacidad 19 Kg / 59 L

Material SMC
Finish smooth
Dimensions l. 50, w. 50, h. 50 cm
Colour see colour catalogue
Fixing resting on the ground
Weight 19 Kg / 59 L

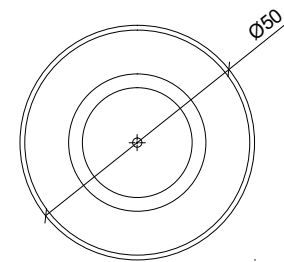


diseñador / design: I+D mago:urban

GEOMETRIA / GEOMETRY

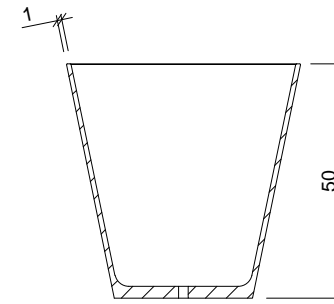


ALZADO / FRONT VIEW



PLANTA / TOP VIEW

ESPECIFICACIONES / SPECIFICATIONS



SECCIÓN A-A' / SECTION A-A'

