

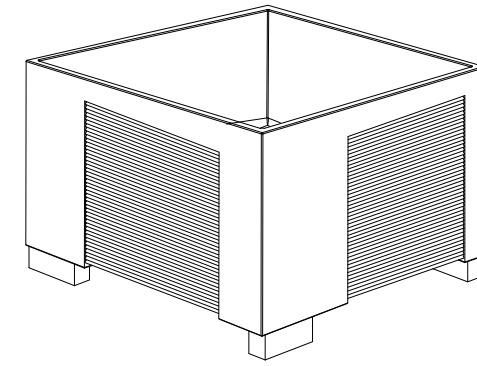
CARACTERÍSTICAS / FEATURES



**Material** hormigón Petra 1  
**Acabado** decapado e hidrofugado  
**Dimensiones** l. 190, a. 190, h. 60 cm  
**Color** ver carta de colores  
**Fijación** apoyado por su propio peso o mediante resina epoxi  
**Peso** 1550 Kg / 1100 L  
**Palet** 200 x 200 cm

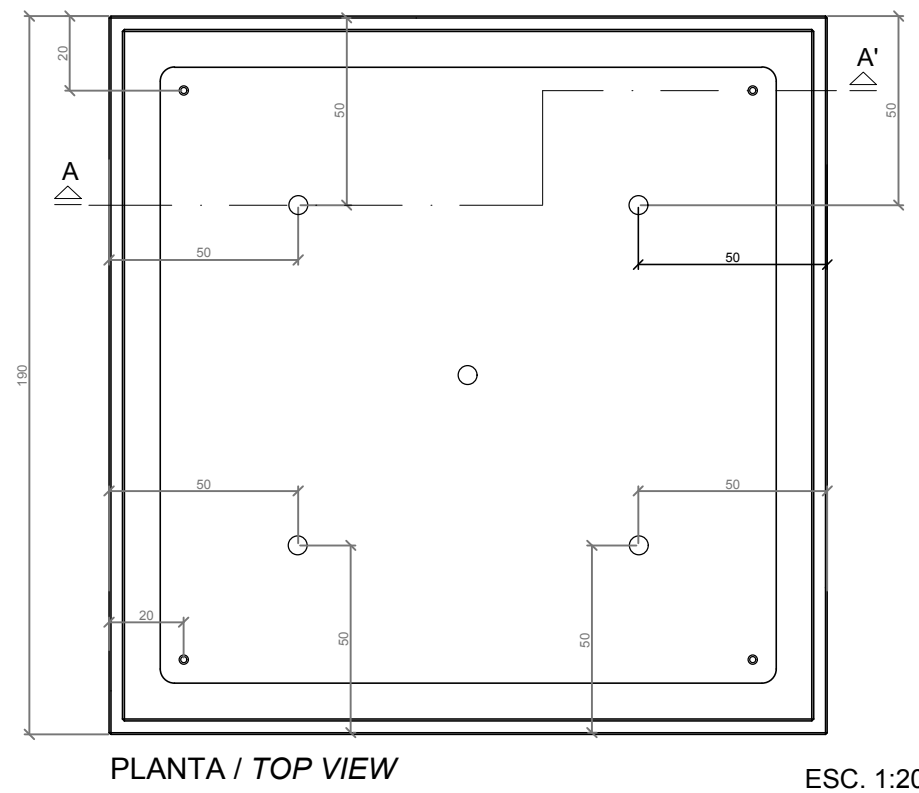
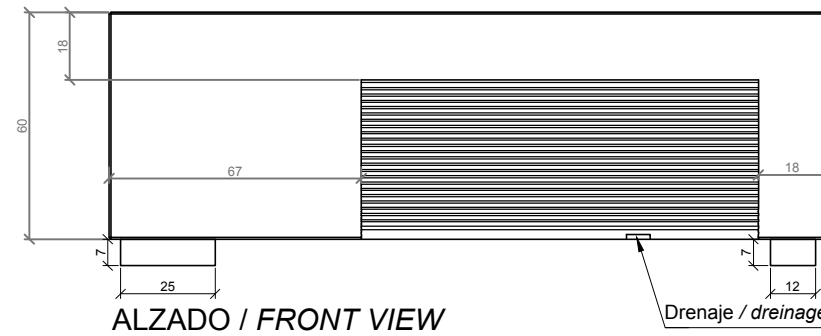
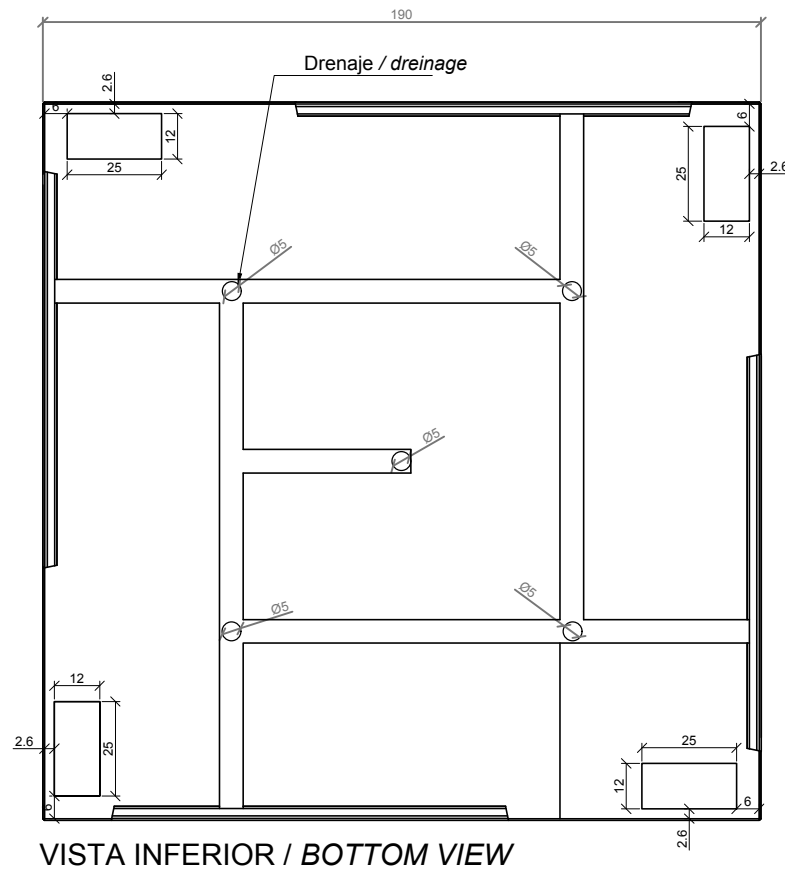
**Material** precast concrete Petra 1  
**Finish** etched and waterproofed  
**Dimensions** l. 190, w. 190, h. 60 cm  
**Colour** see colour catalogue  
**Fixing** resting on the ground or with epoxy resin  
**Weight** 1550 Kg / 1100 L  
**Pallet** 200 x 200 cm

diseñador / design: Ton Riera



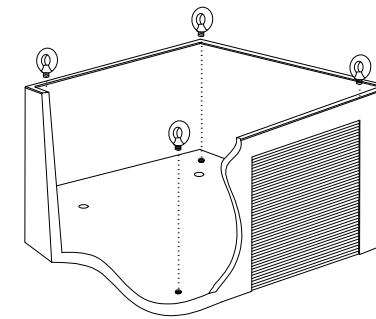
TANIT L-60 (PATAS)

GEOMETRIA / GEOMETRY

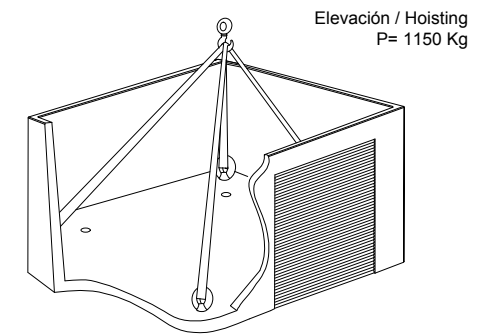


MANIPULACIÓN E INSTALACIÓN / HANDLING AND INSTALLATION

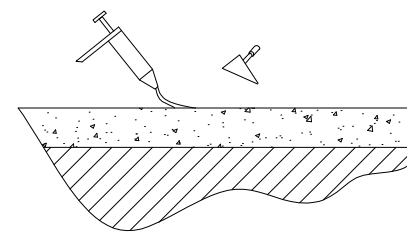
1 Enroscar cáncamo al casquillo roscado  
 Thread the eyebolt on the thread sleeve



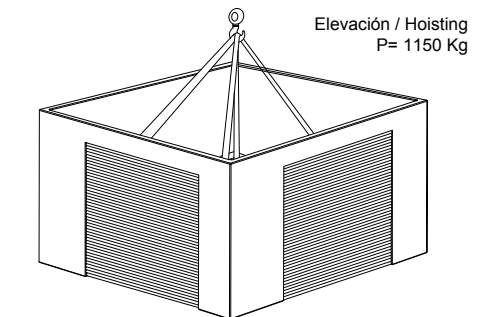
2 Elevar mediante eslingas / lifting with slings



3 Verter resina epoxy / pour resin epoxy



4 Instalar sobre la resina epoxy / Install over resin epoxy



ESPECIFICACIONES / SPECIFICATIONS

