



CAMILLA - SMB



CAMILLA - SM



CAMILLA - PM



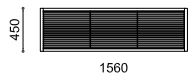
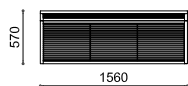
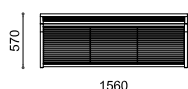

CAMILLA - PMB

Bench with or without backrest, made of curved and welded steel tube 30x30x1.5 mm, with or without armrest. The seat and backrest are composed of a 30x30x1.5 mm steel tube frame and steel rods Ø 8 mm with a 4 mm thick metal sheet reinforcement rib.

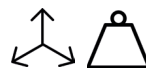
All metal parts are galvanised and coated with thermosetting polyester powder.

All fixings are in AISI304 stainless steel.

Prepared for ground fixing through M10 threaded bars to cement (included).

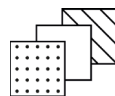


## technical data



1560x570 mm H 805 mm h 780 mm h 420 mm  
CAMILLA - SM CAMILLA - SMB  
33 kg 35 kg

1560x450 mm H 588 h 420 mm  
CAMILLA - PM CAMILLA - PMB  
21 kg 23 kg



Galvanised and powder coated steel



Prepared for ground fixing through M10 threaded bars to cement (included)

